

**ROOKIE
LIFEGUARD**

**WATER SAFETY
ACTIVITY
BOOKLET**

FIVE




WATER SAFETY SEARCH



D E D Y I H Y Q L I H A Z E Y U E I M B
T Q D O C P A U X M K D S W D M X U Z R
X U K R J N F Z R T X V Y M E C Y B O T
L I K G Y E A Q A V F I M R W V J W K F
M P S J R D P Y D R C C G E D U O W U S
H M L A G Y C T O K D E V S I S A Z B W
M E C W V T W G I U N C I Z L L J V S K
Q N W J T P A F T C B G O B R I G A D E
G T Y L A V Y G Y C H S T M J K F Y S E
J E C N A L U B M A D F R C M E O J E Y
F Y W P F M X C J K I J X S T U V W S Q
F I O N S O A R Z E D Q O Y I I N K J S
U Q H N R D H C E R C O J D X Q A I H W
G K H K P A U G R L G S Y B I B P M T K
B E B T X B E K I U N H Z Q P K Q Z A Y
C N P I R O U L F G M Q F E J B P E P F
Y T S O R F G K E I V A G L M G K U W J
Y H J L B M K K S W O P U D N K M D O X
R E S P O N S I B L E S M L R S I Y T V
G B Z V L K L G Y U A S K F K A O X P X

- | | |
|-----------|-------------|
| ADVICE | EQUIPMENT |
| AID | FIRE |
| AMBULANCE | FROSTY |
| BRIGADE | HAZARD |
| BUOYANCY | LEARN |
| CAREFUL | RESPONSIBLE |
| COMMUNITY | SAFETY |
| EMERGENCY | TOWPATH |

SUDOKU



Sudoku is a logic-based, combinatorial number-placement puzzle. The objective is to fill a 9×9 grid with digits so that each column, each row, and each of the nine 3×3 subgrids that compose the grid contain all of the digits from 1 to 9.

To get you started try out the 4x4 grid with digits from 1 to 4!

2	3	4	1
3	4	1	2

	7		4		9		1	
			3		5			
6			8	1	2			3
	6	7		8		9	4	
			5	4	6			
1	4	3				5	6	8
		5				4		
8	3		7	2	4		5	9
4		9				2		7

WHAT LIES BENEATH?




	4	1	2	2	1	2	1	5	1	1
7										
1										
0										
3										
1										
0										
1										
1										
4										
2										

Is it safe?

Ten items are hidden below the surface. They might be lying horizontally or vertically, but they must not appear adjacent squares, even diagonally.


The numbers along the side and top of the grid show you how many items can be found in each row or column.

Three items and patch of safe water have been filled in to start you off



SWIMMING POOL TILES

**ROOKIE
LIFEGUARD**



How can you cut up the rectangle above, so that you can rearrange the pieces to form one large square?

Climbing through a toilet roll!

Is it possible to walk through a toilet roll tube, while keeping it in one piece?

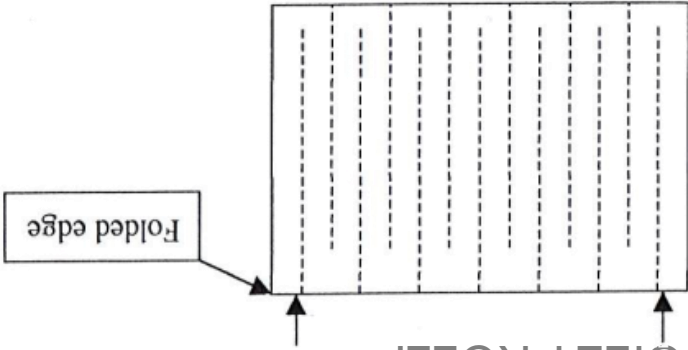
The answer is yes!



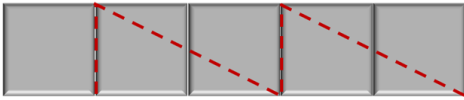

ANSWERS

ROOKIE LIFEGUARD

- Well, here's what you do:
- Cut the tube lengthways and open it out to form a rectangle. It's still in one piece!
 - Fold in half lengthways
 - Cut along the dotted lines.
 - Open up the cardboard into one giant ring and step through it.



CLIMBING THROUGH A TOILET ROLL!



SWIMMING POOL TILES

4	1	9	6	5	8	2	3	7
8	3	6	7	2	4	1	5	9
7	2	5	9	3	1	4	8	6
1	4	3	2	9	7	5	6	8
2	9	8	5	4	6	3	7	1
5	6	7	1	8	3	9	4	2
6	5	4	8	1	2	7	9	3
9	8	1	3	7	5	6	2	4
3	7	2	4	6	9	8	1	5

4	1	2	3
2	3	4	1
3	4	1	2
1	2	3	4

SUDOKU

									2
		▲			▲			★	4
		■		★		▼			1
		■				▼			1
									0
									1
		★							1
						◀	■	▶	3
									0
									1
▶	▶			▶	■	▶	⋯	★	7
								▲	1
								▼	7
4	1	2	2	1	2	1	2	2	4
1	1	5	1	5	1	1	1	1	1

WHAT LIES BENEATH

X	G	B	Z	V	L	K	L	G	Y	U	A	S	K	F	K	A	O	X	P	X
R	E	S	S	P	O	N	S	I	B	L	E	S	M	L	R	S	I	Y	T	V
Y	H	J	L	B	M	K	K	S	W	O	P	U	D	N	K	M	D	O	X	
Y	T	S	O	R	F	G	K	E	I	V	A	G	L	M	G	K	U	W	J	
C	N	P	I	R	O	U	L	F	G	M	Q	F	E	J	B	P	E	P	F	
B	E	B	T	X	B	E	K	I	U	N	H	Z	Q	P	K	Q	Z	A	Y	
G	K	H	K	P	A	U	G	R	L	G	S	Y	B	I	B	P	M	T	K	
U	Q	H	N	R	D	H	C	E	R	C	O	J	D	X	Q	A	I	H	W	
F	I	O	N	S	O	A	R	Z	E	D	O	Q	Y	I	N	K	J	S		
F	Y	W	P	F	M	X	C	J	K	I	J	X	S	T	U	V	W	S	Q	
J	E	C	N	A	L	U	B	M	A	D	F	R	C	M	E	O	J	E	Y	
G	T	Y	L	A	V	Y	G	Y	C	H	S	T	M	J	K	F	Y	S	E	
Q	N	W	J	T	P	A	F	T	C	B	G	O	B	R	I	G	A	D	E	
M	E	C	W	V	T	W	G	I	U	N	C	I	Z	L	L	J	V	S	K	
H	M	L	A	G	Y	C	T	O	K	D	E	V	S	I	S	A	Z	B	W	
M	P	S	J	R	D	P	Y	D	R	C	G	E	D	U	O	W	U	S		
L	I	K	G	Y	E	A	Q	A	V	F	I	M	R	W	J	W	K	F		
X	U	K	R	J	N	F	Z	R	T	X	V	M	E	C	Y	B	O	T		
T	Q	D	O	C	P	A	U	X	M	K	D	S	W	D	M	X	U	Z	R	
D	E	D	Y	I	H	Y	Q	L	I	H	A	Z	E	Y	U	E	I	M	B	

WATER SAFETY SEARCH